

SURFACE FINISHES

WOOD VENEERS • HARDWOOD EDGES

General Info

Veneer tops and hardwood edges are available in all flat cut species. Top surfaces are book matched Grade A Veneers; lesser quality veneers are bonded to underside of tops for balance. Top finish is semi-open, medium sheen, clear catalyzed lacquer.

Refer to WOOD VENEER brochure.

Custom Stains and Veneers

Custom stain charge is \$385.00 NET for set-up and \$50.00 NET per unit. Premium veneers such as Sycamore, Anigre, Bird's Eye Maple and Curly Maple are available at an upcharge.

Maintenance

Clean with mild soap and water. Wipe dry with pattern direction. Do not use abrasive cleaners or wax.

PLASTIC LAMINATES

General Info

High pressure plastic laminates in solids and patterns from Formica, Wilsonart, Nevamar and Pionite available in matte finishes and represent our standard list prices. Premium priced laminates within these lines are subject to an upcharge. For these all woodgrain laminates and laminates from other manufacturers such as Laminart or Abet, upcharge will apply and a quote is required.

Refer to LAMINATE + COLORA + VINYL brochure.

Pionite 800 746-6483 Std=all "- Suede" laminates, some exceptions.

Nevamar 800 638-4380 Std=all "- T" laminates, some exceptions.

Wilsonart 800 433-3222 Std=all "- 60" laminates, some exceptions.

Formica 800 FORMICA Std=all "- 58" laminates, some exceptions.

Vinyl Edge

Flat Vinyl edges are available black, white and gray. Vinyl edge coordination with laminate is "best possible match", not exact match.

COLORA

General Info

COLORA is a textured polyurethane material applied to MDF board in two steps. Although highly durable, COLORA surfaces are not as hard as laminates. It is applied to table tops, edges, bases and cabinets. COLORA is available in 15 standard colors. Custom color charge is \$385.00 NET per color mix.

Maintenance

Clean with mild soap and water. Do not use abrasive cleaners or wax.

STONE

General Info

Standard marble and granite varieties can be found in the STONE brochure. Prismatic will make available most stones specified by customer, often at no upcharge. Stone surfaces vary greatly in color, texture, pattern and quality. Marble in particular is seldom free of fine cracks, pits or slight imperfections. Using matching fill in these conditions is an acceptable industry practice. All stone surfaces have natural polish with honed option available. All stone tops are supplied with coordinated painted plywood subtops.

Maintenance

Clean with mild soap and water. Do not use abrasive cleaners. Regular waxing of marble (only) surfaces is recommended.

GLASS

General Info

Light scratches, waves or tiny bubbles are inherent to glass fabrication and to be expected. Vidro Painted Back Glass tops offer simple color (all standard 15 color colors) in Clear (CL) and Matte/Etched (MA) or digital image printed (Vidro Art). Custom color charge is \$750.00 NET per color.

Maintenance Clean with commercial glass cleaner only.

TOP-EDGE CONFIGURATIONS

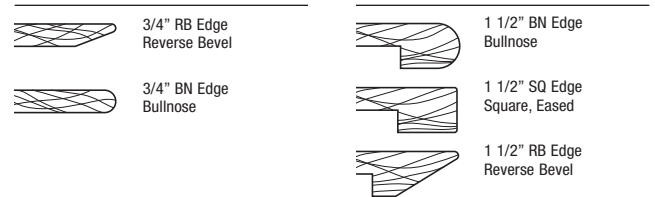
VENEER TOPS are 1" thick medium or high density particleboard core edged with hardwood or COLORA colors.



LAMINATE TOPS are 1" thick medium or high density particleboard



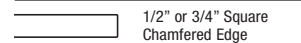
STONE TOPS are 3/4" thick with same or built-up edges



VIDRO PAINTED BACK GLASS TOPS are 1 1/4" thick with starphire glass adhered to MDF subtop available in any color - clear or matte finish.







OTHER GLASS TOPS are 1/2" or 3/4" thick and are clear or sandblasted Occasionals







MEETING TABLE SEATING CAPACITY GUIDE

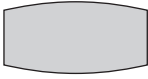
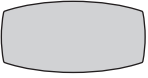
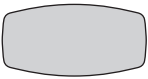
Seating capacity is approximate and based on 24" or 25" chair width, 5" apart. The chart below includes several custom table dimensions in addition to all standard offerings.

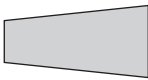
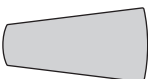
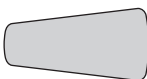
	Length	Width	Capacity
ROUND TOPS 	42"	42"	4
	48"	48"	4-5
	54"	54"	5
	60"	60"	6
	72"	72"	7-8
	84"	84"	8
	96"	96"	10
	108"	108"	11
	120"	120"	12



	Length	Width	Capacity
SQUARE TOPS True  Arced  Rounded 	42"	42"	4
	48"	48"	4
	60"	60"	8
	72"	72"	8
	84"	84"	8-12



	Length	Width	Capacity
RECTANGLE TOPS True  Arced  Rounded 	72"	36"	6
	84"	36"	6-8
	96"	36"	8
	72"	42"	6-8
	84"	42"	6-8
	96"	42"	8
	96"	48"	8
	108"	48"	8-10
	120"	48"	10
	132"	48"	10
	144"	48"	12
	120"	60"	10-12
	132"	60"	10-12
	144"	60"	12
	168"	60"	12-14
	192"	60"	14
	216"	60"	16
	240"	60"	18
288"	60"	20-22	

	Length	Width	Capacity
RACETRACK TOPS 	72"	36"	4-6
	84"	36"	6
	96"	36"	6
	72"	42"	6
	84"	42"	6
	96"	42"	8
	96"	48"	8
	108"	48"	8-10
	120"	48"	10
	132"	48"	10
	144"	48"	10-12
	120"	60"	10-12
	132"	60"	10-12
	144"	60"	10-12
	168"	60"	12-14
	192"	60"	14
	216"	60"	16
	240"	60"	18
288"	60"	20	

	Length	Width	Capacity
BOAT TOPS True  Arced  Rounded 	72"	36"/25"	6
	84"	42"/30"	6
	96"	42"/30"	8
	96"	48"/35"	8
	108"	48"/35"	8-10
	120"	48"/35"	10
	132"	48"/35"	10
	144"	48"/35"	12
	120"	60"/42"	10-12
	132"	60"/42"	10-12
	144"	60"/42"	12
	168"	60"/42"	12-14
	192"	60"/42"	14
	216"	60"/42"	16
	240"	60"/42"	18
240"	72"/48"	20	
288"	72"/48"	22	

	Length	Width	Capacity
WEDGE TOPS True  Arced  Rounded 	84"	48"/28"	5-6
	96"	48"/28"	7-8
	108"	48"/28"	7-8
	120"	60"/35"	9-10
	132"	60"/35"	9-10
	144"	60"/35"	11-12
	168"	60"/35"	11-12
	192"	60"/35"	13-14
	216"	60"/35"	15-16
	240"	60"/35"	17-18

	Length	Width	Capacity
ARTICULATING End Table 	57"	42"	1-3
Center Table 	96"	33"	3
	120"	35"	4
	144"	38"	4-5
	180"	41"	6

	Length	Width	Capacity
MODULAR Rectangle  Bullet 	60"	42"	4-5
	66"	42"	4-5
	72"	42"	4-5
	60"	48"	4-5
	66"	48"	4-5
	72"	48"	4-5
	84"	48"	4-7
	90"	48"	6-7
	72"	54"	4-5
	84"	54"	4-7
	90"	54"	6-7